



GENERAL NOTES

SEE SHEET A222 OVERALL CLASSROOM AND LABORATORY PLAN - SECOND FLOOR FOR ADDITIONAL INFORMATION IN THE FOLLOWING ROOMS:

VIRTUAL REALITY LAB 202, 206, 220, 224
VIRTUAL REALITY CONTROL ROOM 204, 222
RADIOLOGIC TECHNOLOGY LAB 210
CLOSET 210A
PHLEBOTOMY LAB / DRUG SCREENING 211
TOILET 211A
STORAGE 211B
MEDICAL LAB / SCIENCE LAB 213
DEBRIEFING ROOM 214, 226
FUTURE LAB SPACE 215
NURSING SIMULATION LAB 221, 225
SIMULATION LAB CONTROL ROOM 223
FUTURE LAB SPACE 230

KEYNOTES

0.03 EQUIPMENT, N.I.C.
7.18 2-INCH THICK LINER M BOARD
8.05 OVERHEAD COILING SMOKE CURTAIN
10.07 CORNER GUARD
10.08 COLUMN COVER
10.09 CEILING-MOUNTED CURTAIN TRACK AND PRIVACY CURTAIN
13.01 1/16" THICK LEAD SHIELDING TO A MINIMUM HEIGHT OF 7'-0". ALL ELECTRICAL BOXES CONDUIT ETC. SHOULD BE BACKED WITH THE SAME RECOMMENDED SHIELDING THICKNESS AS THE WALL IN WHICH THEY ARE LOCATED
22.03 BOTTLE FILLER AND/OR DRINKING FOUNTAIN, SEE PLUMBING
22.05 EMERGENCY EYE WASH AND SHOWER, SEE PLUMBING

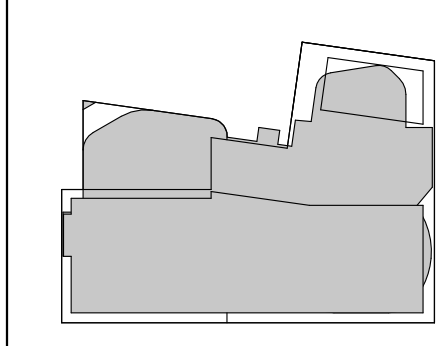

CONSULTANTS

Monsieur Butler & Associates, LLC
CABLO Landscape Architecture, LLC
Fox Nease Engineering, Inc.
Sala O'Brien
Mechanical Engineering
Associated Design Group, Inc.
Electrical Engineering
Specialty Architects

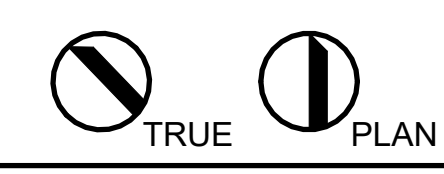
PROJECT # 19-402-23-01
ARCH PROJECT # 2023.21 / 1531.00-23
SITE © NEW SITE CODE 4-40-403
DATE OCTOBER 10, 2025

Ashe Broussard Weinzettle Architects, LLP
Tipton Associates APC, A Joint Venture
301 Jackson Street, Suite 205
Alexandria, LA 71301

NO. REVISION DATE
1 Addition No. 2 12.03.2025



1 SECOND FLOOR PLAN
1/8" = 1'-0" | RE:1A200



SECOND FLOOR PLAN- NOTES